



FEATURES

- ✓ Simple and integrative structure design, easy in installation.
- ✓ Housing with high heating conductive plastic material, excellent heating radiation performance.
- ✓ High luminous efficacy, small lumen depreciation, long lifespan



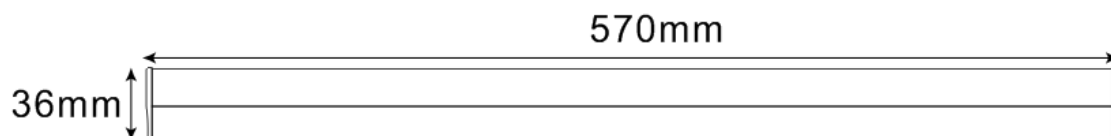
TECHNICAL SPECIFICATIONS

	KLED-FC-10W Codes 8768000
LED light source	SMD2835
Input voltage	220-240 V AC
Lm/W	>70
Lumen	700±10%
Power	10W
CRI	Ra>70
Color temp.	6500K
Lifetime	50000hr
Total harmonic distortion	<10%
Work humidity	20-80%RH
IP Rating	IP20

	LED-FC-10W
Power factor	>0.5
Beam angle	120°
Material	Plastic
Size(mm)	570*23*36mm

DIMENSIONS

LED-DS-7W



GAMMA ANGLE

KOBAN

FEATURES

- ✓ Simple and integrative structure design, easy in installation.
- ✓ Housing with high heating conductive aluminum material, excellent heating radiation performance.
- ✓ High luminous efficacy, small lumen depreciation, long lifespan



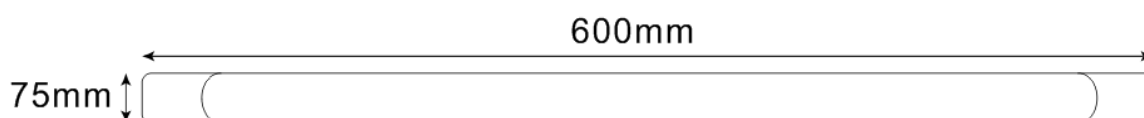
TECHNICAL SPECIFICATIONS

	KLED-FH-18W Codes 8768014	KLED-FH-36W Codes 8768015
LED light source	SMD2835	SMD2835
Input voltage	220-240 V AC	220-240 V AC
Lm/W	>70	>70
Lumen	1260±10%	2520±10%
Power	18W	36W
CRI	Ra>70	Ra>70
Color temp.	6500K	6500K
Lifetime	50000hr	50000hr
Total harmonic distortion	<10%	<10%
Work humidity	20-80%RH	20-80%RH
IP Rating	IP20	IP20

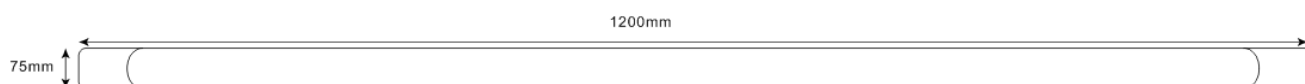
	KLED-FH-18W	KLED-FH-36W
Power factor	>0.5	>0.5
Beam angle	120°	120°
Material	aluminium	aluminum
Size(mm)	600*75*25mm	1200*75*25mm

DIMENSIONS

KLED-FH-18W




KLED-FH-36W



GAMMA ANGLE

KOBAN



FEATURES

- ✓ Simple and integrative structure design, easy in installation.
- ✓ Housing with high heating conductive aluminum material, excellent heating radiation performance.
- ✓ High luminous efficacy, small lumen depreciation, long lifespan



TECHNICAL SPECIFICATIONS

	KLED-FP-48W Codes 8768016
LED light source	SMD2835
Input voltage	220-240 V AC
Lm/W	>90
Lumen	4320±10%
Power	48W
CRI	Ra>80
Color temp.	4000K
Lifetime	50000hr
Total harmonic distortion	<10%
Work humidity	20-80%RH
IP Rating	IP20

	KLED-FP-48W
Power factor	>0.9
Beam angle	120°
Material	aluminum
Size(mm)	1215*130*25mm

DIMENSIONS

GAMMA ANGLE