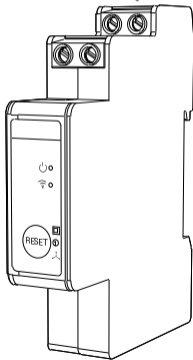


CS-INV-MICRO-METER-02

0700339

Guía rápida



Parámetros Básicos

Nombre del producto: Medidor Inteligente

Model: CS-INV-MICRO-METER-02

Parámetros técnicos: 3x230/400VAC 50/60Hz

Precisión: Potencia activa $\pm 1\%$, Potencia reactiva $\pm 2\%$

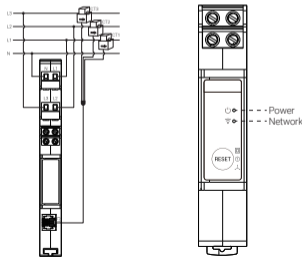
Temperatura de funcionamiento: $-20^{\circ}\text{C} \sim +50^{\circ}\text{C}$

Conexión inalámbrica:

- WiFi IEEE 802.11 b/g/n/ax 2.4GHz

- BLE 2400~2483.5MHz

Diagrama de cableado



Uso

Mantenga pulsado “Reset” durante 10 segundos para restaurar los ajustes de fábrica

Descripción del estado de los indicadores

Alimentación:

-Permanece encendido de forma continua tras conectar la alimentación

Red:

-Apagado cuando no está conectado a la red.

-Parpadeo lento cuando está conectado a la red but not to the server.

-Encendido fijo cuando está conectado a la red y al servidor.

-Parpadeo rápido durante la actualización.

Conexión WLAN

1. Conecte el medidor inteligente a la alimentación
2. Instala la APP.



SOLARMAN Smart

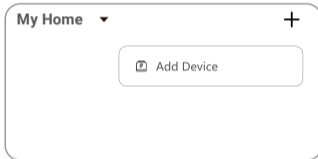
Este dispositivo también puede conectarse a la APP Energy Ease para monitorización y control.



Energy Ease

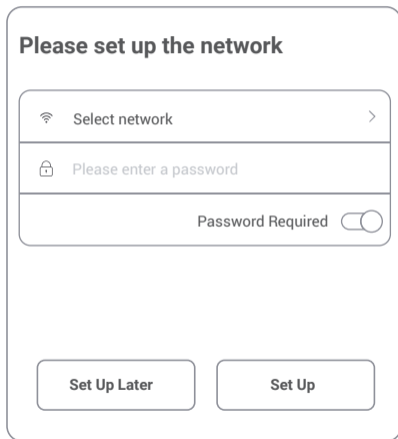
3. Añadir Dispositivo

Acceda a la APP SOLARMAN Smart / Energy Ease, inicie sesión, pulse “+” y seleccione “Añadir dispositivo”. Puede buscar dispositivos cercanos mediante Bluetooth o añadirlo manualmente seleccionando SOLARMAN.



4. Ajustes WLAN

Configure la conexión WLAN del dispositivo.



GARANTÍA/GUARANTEE/GARANTIE
3 años/anos/years/années

ES – T.E.I. garantiza este producto por 3 años ante todo defecto de fabricación. Para hacer válida esta garantía, es imprescindible disponer de la factura de compra.

PT – T.E.I. garante este produto contra defeitos de fábrica ate 3 anos. Para validar esta garantia, é essencial ter a fatura da compra.

EN – T.E.I. Guarantees this product for 3 years against any manufacturing defect. To make this guarantee valid, it is essential to have the purchase invoice.

FR – T.E.I. garantit cet produit pour le durée de 3 années contre tout default de fabrication. Pour valider cettegarantie, il est essentiel d'avoir la facture d'achat.



TEMPER ENERGY INTERNATIONAL S.L.
Polígono industrial de Granda, nave 18
33199 • Granda - Siero • Asturias
Teléfono: (+34) 902 201 292
Fax: (+34) 902 201 303
Email: info@grupotemper.com

Una empresa
del grupo

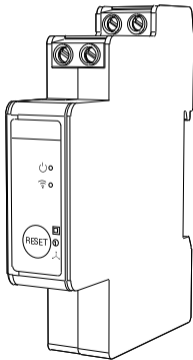


Liability limitation: The present document is subject to changes or excepted errors. The contents are continuously checked to be according to the products but deviations cannot be completely excluded. Consequently, any liability for this is not accepted. Please inform us of any suggestion. Every correction will be incorporated in new versions of this manual.

CS-INV-MICRO-METER-02

0700339

Quick Guide



Basic Parameters

Product Name: Smart Meter

Model: CS-INV-MICRO-METER-02

Technical Parameters: 3×230/400VAC 50/60Hz

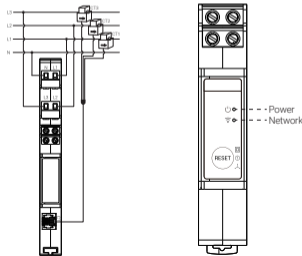
Accuracy: Active Power ±1%, Reactive Power ±2%

Operating Temperature: -20°C~+50°C

Wireless Connection:

- WiFi IEEE 802.11 b/g/n/ax 2.4GHz
- BLE 2400~2483.5MHz

Wiring Diagram



Usage

Long press "Reset" for 10 seconds to restore factory settings.

Indicator Light Status Description

Power:

-Remains constantly on after connecting to the power supply.

Network:

- Off when not connected to the network.
- Slow flashing when connected to the network but not to the server.
- Steady on when connected to both the network and the server.
- Fast flashing during OTA update.

WLAN Connection

1. Connect the Smart Meter to the power supply.
2. Install the APP.



SOLARMAN Smart

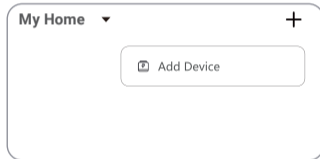
This device can also be connected to the Energy Ease APP for monitoring and control.



Energy Ease

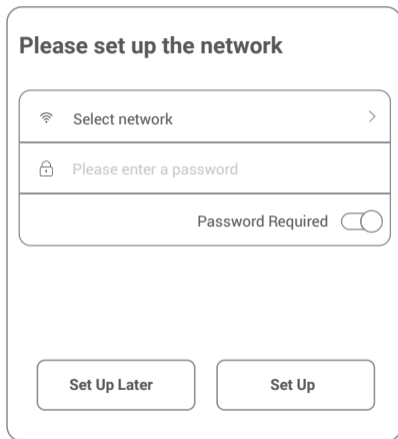
3. ADD Device

Go to SOLARMAN Smart/Energy Ease APP and log in. Click "+" in the upper right corner and select "Add Device". You can either search for nearby device via Bluetooth or manually add it by selecting SOLARMAN.



4. WLAN Settings

Set up WLAN connection for the device.



GARANTÍA/GUARANTEE/GARANTIE
3 años/anos/years/années

ES – T.E.I. garantiza este producto por 3 años ante todo defecto de fabricación. Para hacer válida esta garantía, es imprescindible disponer de la factura de compra.

PT – T.E.I. garante este produto contra defeitos de fábrica ate 3 anos. Para validar esta garantia, é essencial ter a fatura da compra.

EN – T.E.I. Guarantees this product for 3 years against any manufacturing defect. To make this guarantee valid, it is essential to have the purchase invoice.

FR – T.E.I. garantit cet produit pour le durée de 3 années contre tout default de fabrication. Pour valider cettegarantie, il est essentiel d'avoir la facture d'achat.



TEMPER ENERGY INTERNATIONAL S.L.
Polígono industrial de Granda, nave 18
33199 • Granda - Siero • Asturias
Teléfono: (+34) 902 201 292
Fax: (+34) 902 201 303
Email: info@grupotemper.com

Una empresa
del grupo



Liability limitation: The present document is subject to changes or excepted errors. The contents are continuously checked to be according to the products but deviations cannot be completely excluded. Consequently, any liability for this is not accepted. Please inform us of any suggestion. Every correction will be incorporated in new versions of this manual.